




OVERALL ACCOUNTABILITY RATING




State Accountability System


Weight in Overall Accountability Rating: 60%



! " # \$ % & ' () * + , - . / 0 1 2 3 4 5 6 7 8 9 : ; < = > ? @ [\] ^ _ ` { | } ~




! " # \$ % & ' () * + , - . / 0 1 2 3 4 5 6 7 8 9 : ; < = > ? @ [\] ^ _ ` { | } ~




! " # \$ % & ' () * + , - . / 0 1 2 3 4 5 6 7 8 9 : ; < = > ? @ [\] ^ _ ` { | } ~

Weight in state score: 70% (highest of I, IIA, or IIB is use !)



! " # \$ % & ' () * + , - . / 0 1 2 3 4 5 6 7 8 9 : ; < = > ? @ [\] ^ _ ` { | } ~

Weight in state score: 70%



Local Accountability System

Weight in Overall Accountability Rating: 30%

+ , ! " # \$ % & ' () * + , - . / 0 1 2 3 4 5 6 7 8 9 : ; < = > ? @ [\] ^ _ ` { | } ~

\$0\$% & school ' ffectiveness In e(:)A &cale &core:)A

+ , ! " # \$ % & ' () * + , - . / 0 1 2 3 4 5 6 7 8 9 : ; < = > ? @ [\] ^ _ ` { | } ~

! " # \$ % & ' () * + , - . / 0 1 2 3 4 5 6 7 8 9 : ; < = > ? @ [\] ^ _ ` { | } ~

! ' / 2 - /3 .4 + -/0 1

\$0\$ \$*ring +ercentage +ositive Res*onses: 70,-%