



2022 Accountability Rating
School Summary Report

PERSONALIZED LEARNING ACADEMY AT HIGHLAND MEADOWS ELEMENTARY SCHOOL
(057905284)

OVERALL ACCOUNTABILITY RATING



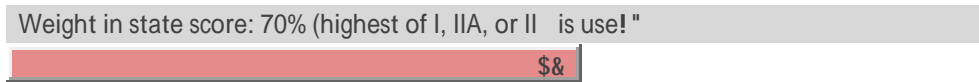
State Accountability System



Stat Do\$a% I' ST (DENT ACHIE)EMENT



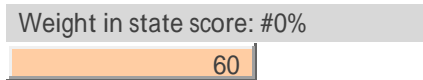
Stat Do\$a% IIA' SCHOOL PROGRESS (ACADEMIC GROWTH)



Stat Do\$a% II*' SCHOOL PROGRESS (RELATI)E PER+ORMANCE



Stat Do\$a% III' CLOSING THE GAPS



Local Accountability System




*A school that receives a rating of (ot Rate! in the state accountability syste) cannot have local accountability results use! in the co) *utation of the overall rating+, he school ha! a state rating of (ot Rate! so local results belo- are for infor) ation only+

Lo,a- Do\$a% ' ACADEMICS

Co\$. o& &t' S,800- E55 ,t2 & 00 l&! 6 (SE10 &ot ,o\$. /t ! %& 2029)

%0%. /chool Effectiveness In! e1: (A /cale! /core: (A

Lo,a- Do\$a% ' C(LT(RE AND CLIMATE




Co\$. o& &t' Ca\$. /0 C-%\$at S/12 3

%0% / *ring Percentage Positive Res* onses: 70+6%
/cale! /core: 6&

Co\$. o& &t' Pa1 &t4G/a! %& Sat%5a,t%& S/12 3

%0% Percentage Positive Res* onses: &. +&%
/cale! /core: 7\$

Lo,a- Do\$a% ' ST (DENT ENGAGEMENT



Co\$. o& &t' St/! &t C-a001oo\$ E6. 1% &, S/12 3

%0% Percentage 3avorable Res* onses: 7\$%
/cale! /core: 6%

Co\$. o& &t' E6t1a7 a&! Co7, /11% /-a1 Pa1t% % at%&

%0%. 4% %artici* ation Rate: .00%
/cale! /core: .00

3or infor) ation about the 6allas l/6 local accountability syste) , go to htt*:77- -- +! allasis! +org72age7' \$&. 5+3or ! etails about the school&s state accountability co) *onents, go to htt*:77r*tsvr. +tea+e1as+gov7*erfre*ort7account7acct9srch+ht) l+