

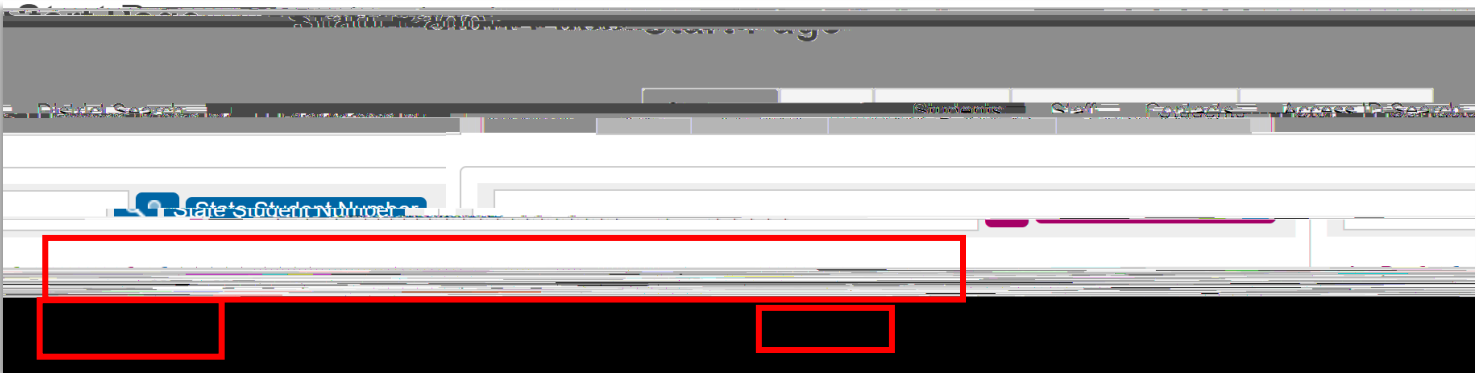
HOW TO REMOTE ENROLL A GROUP OF STUDENTS

Follow these steps to Remote Enroll a Group of Students:

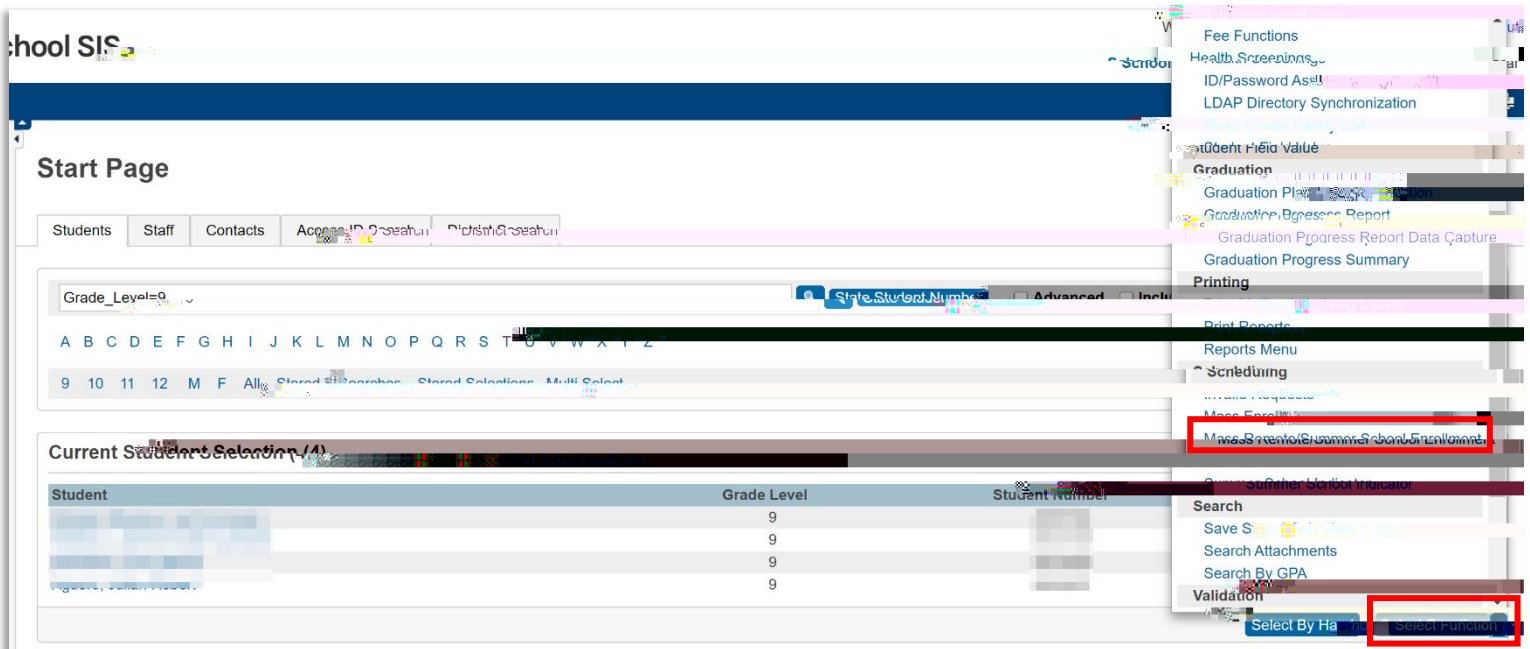
1. Sign into PowerSchool at <https://dallasisd.powerschool.com/admin>



2. Use **Multi Select** to enter a group of Student ID numbers OR select a group of students by alpha or grade level.



3. Below your group of students, click **Select Function > Scheduling > Mass Remote/Summer School Enrollment**.




4. Complete the following fields:
 - a. Select the school from the dropdown
 - b. a.TT2

HOW TO REMOTE ENROLL A SINGLE STUDENT

Follow these steps to Remote Enroll a Single Student:

1. Sign into PowerSchool at <https://dallasisd.powerschool.com/admin>

- 
2. Enter the Student ID number or search for your student by last name.

3. Under **Enrollment**, select **Functions > Enroll Student in Remote/Summer School Class**.

