






Mobile App

Download and Configure the Mobile App

Download the **Oracle Mobile Authenticator App** from the app store.  1. Download the Oracle Mobile Authenticator App from the app store. 2. Open the App, tap **Add Account**, and then scan the QR code below.

Offline Mode or Use Another Authenticator App 





[Can't Scan QR Code? Configure via Web Using This URL](#)



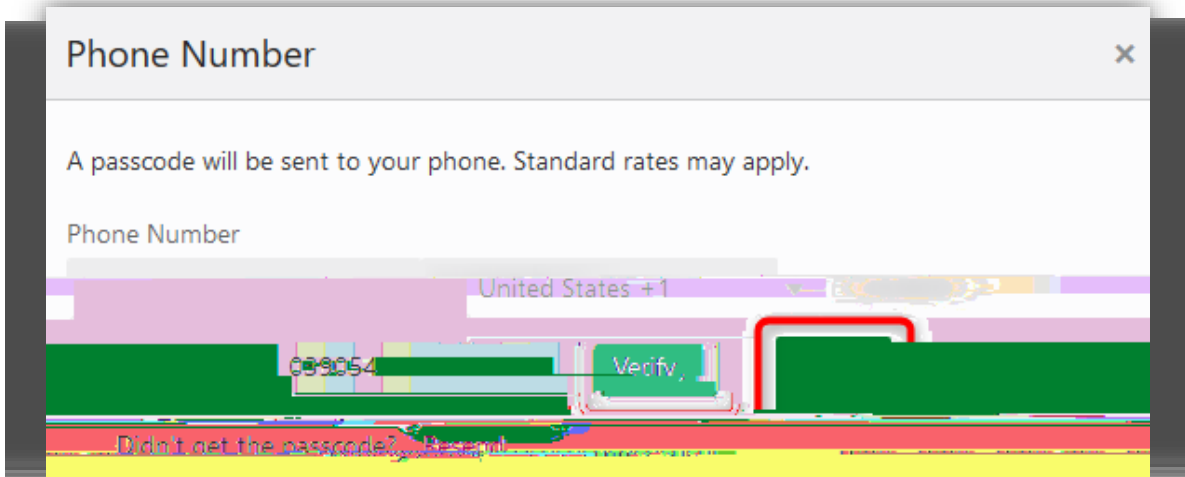
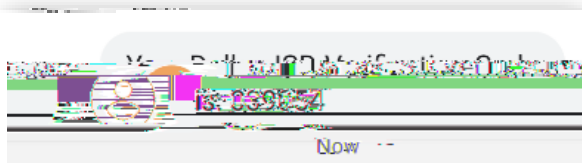
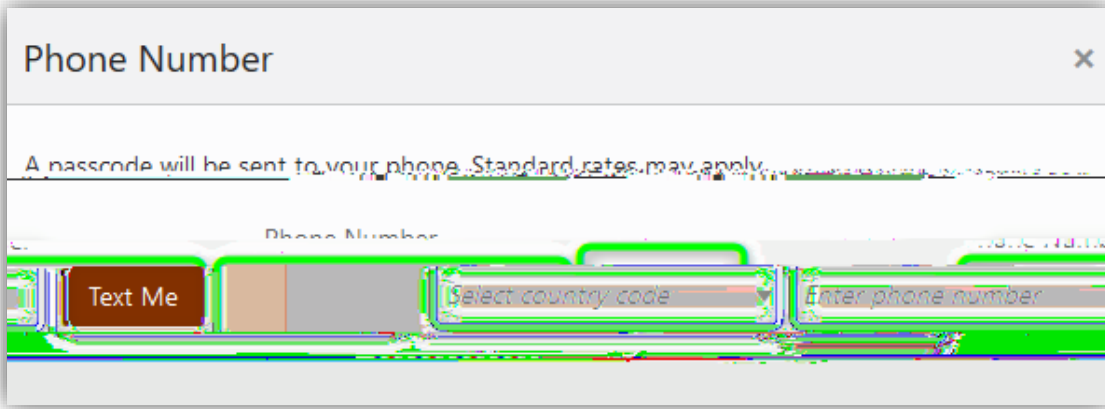
—
—

Successfully Enrolled

iPhone is enrolled



-
-
-



-
-
-
-

security questions

your security questions and verify answers. Hints are optional.

Select

Question 1

Answer

Hint

Question 2

Answer

Hint

* Question 3

Answer

Hint

Save